

ARENA

ARENA BY WISDOM HOMES



ORAN PARK
TOWN



WISDOM

Arena by Wisdom Homes

Presents a selection of 3 and 4-bedroom designer Townhomes, conveniently located in the heart of South West Sydney, in the booming Oran Park Estate.

Arena residences are a modern collection of of 3 or 4 bedroom, architecturally designed Townhomes.

Each contemporary home comes complete with a superior range of inclusions to suit the needs of a modern growing family.

Arena is conveniently located close to transport, shops, schools and parks. You and your family will enjoy this vibrant community with all it has to offer. Impeccably thought out and executed, you'll feel proud coming home to your new Arena home.



Oran Park, the heart of South West Sydney

Oran Park is centrally located in South West Sydney's growth corridor – a thriving suburb that has it all! Live, work, shop and play, you can do it all in Oran Park.

With a variety of schools, acres of parklands, kilometres of walking tracks, skate park, splash park, a community centre, the Oran Park Podium shopping centre, cafes and medical centres Oran Park caters for everyone and families of all sizes.

Working professionals can enjoy the Smart Work Hub, a shared space for professionals and business owners and commuters who need flexible arrangements. TRN House is Oran Park's commercial office centre.

Easy access to Hume HWY. M7 and M5 connecting you with the CBD city and metropolitan Sydney or, take advantage of the public transport with nearby local bus routes to shopping hubs and train stations. Leppington, Campbelltown and Edmondson Park Train stations are all a short 15 minute drive away.

The new Western Sydney Airport is only 20 minutes away!

Arena at Oran Park – homes designed for modern living in mind, located in a community with everything to offer.



Arena at Oran Park

LIVE, WORK AND PLAY AT ORAN PARK

ARENA RESIDENCES

A Arena Residences

WISDOM OFFICES

W Oran Park Estate Display Homes

EDUCATION

- School
- Childcare
- Smart work hub

RECREATION

- Park
- Dining
- Oran Park Podium
- Leisure Centre
- Retail
- Off Leash Dog Park

TRANSPORT

- Train station
- Proposed train station
- Bus stop
- Airport

HEALTH

- My health Oran Park
- Hospital



Western Sydney International Airport
20 minutes

Leppington Train Station
17 minutes

Sydney CBD
59 minutes

Parramatta
50 minutes

Sydney International Airport
43 minutes

Macarthur Square
25 minutes

Campbelltown Hospital
25 minutes

Campbelltown Train Station
19 minutes

Camden Hospital
15 minutes







Narellan Town Centre
11 minutes

Wollongong
62 minutes



Arena by Wisdom Homes

Many of our parkside homes have sweeping views across Angus Park and are conveniently located with Oran Park shopping centre, Public Transport and schools only a short walk away.

-  Stage 1
-  Stage 2
-  Stage 3
-  Stage 4
-  Stage 5
-  Stage 6



Home Inclusions

HAND SELECTED INCLUSIONS TO BRING YOU A QUALITY HOME

CHEFS KITCHEN PACKAGE

40mm Caesarstone benchtop to Kitchen (Standard Range colours)

Decorative tiled splashback to Kitchen

Laminated Base Cupboards to Kitchen

Laminated overhead Kitchen cupboards including Laminated under soffits (No handles)

Bulkhead over top cupboards

Double bowl undermount stainless steel sink

Laminated overhead cupboard above fridge space

Set of pot drawers

Designer Caroma Quatro mixer tap to Kitchen sink

Soft Close drawers

900mm stainless steel programmable freestanding cooker

Feature undermount stainless steel rangehood to Kitchen

Stainless steel dishwasher

BATHROOM INDULGENCE PACKAGE

Semi-frameless shower screens to all showers

Full height tiling to 2 walls only to all wet areas. Excluding Laundry - 600mm splashback tiling

Set down floors to Wet Areas on ground floor for flush tile floor finish

Designer vitreous china toilet suites with square style Cistern and soft close seats

Designer floating vanity units with 20mm Caesarstone vanity tops throughout

Kado Lux Semi inset basin to all vanity units

Caroma Quatro basin mixers to all vanities

Tiled shower niches to all shower recesses

Polished edge frameless mirrors to all Bathrooms - Maximum Width

Caroma Quatro handheld shower & rail kits to all shower recesses

Caroma Quatro bath & shower mixer sets to all bathrooms

Caroma Quatro towel rails and accessories to Bathrooms and Ensuite

Posh Solus Freestanding 1700mm Bath tub

Chrome push plugs to vanity basins

3 in 1 fan light heater to Bathrooms

Privacy Adaptor to Powder Room, WC and Bathroom

INTERNAL LUXURY FINISHES PACKAGE

2540mm ceilings to the ground floor in lieu of 2440mm ceilings (Ceiling heights vary as per plans)

2440mm ceilings to the first floor in lieu of 2440mm ceilings (Ceiling heights vary as per plans)

Square set cornices to ground floor (excludes garage, WIR's and outdoor areas) -garage and WIRs have 90mm cove cornice

Decorative half splayed 90mm high skirting boards and 67mm wide architraves

Designer kitchen cupboard and vanity door handles

DOORS & DOOR FURNITURE

2340 high stacker door in lieu of 2100mm

Slimline glazed sliding doors to robes and linen where applicable

Translucent laminated white glass to all bathroom windows (unless they face the street)

Lane Cambridge internal door lever handles

Bar handles to Kitchen Pantry, Linen and hung Robe doors in lieu of knobs

Lane Stainless Steel Tri lock

Door stops to internal access doors

LAUNDRY

Stainless steel tub in white metal cabinet

PAINT

Taubmans three coat paint system to walls throughout in lieu of two coat system

STAIRS

Provide Designer Staircase upgrade including feature maple bottom tread and decorative handrail with black balusters.

ROBES & PANTRY

Melamine Colourboard or white shelving to Pantry

Melamine white shelving to linen and robes throughout

ELECTRICAL

Security alarm system including LCD code pad

Clipsal Iconic double powerpoints and switches throughout

3 x Television points

2 x Telephone points

20 x LED Downlights to designated areas

Alarm

AIR CONDITIONING

Ducted Reverse Cycle Air Conditioning

Split System to studio apartment if applicable.

FLOORING

Ceramic Tiles to Entry, Foyer, Kitchen, Dining and Leisure Rooms
(\$25m2 Tile Allowance)

Builders Range Carpet to remainder of the home (excluding wet areas)

EXTERNAL FINISHES

Blue Hyne T2 termite resistant timber frames

Trend aluminium stacker door to Outdoor Leisure area

Granit guard termite treatment to the home

Keyed window and external door locks throughout

Off white mortar to brickwork

2 x exterior garden taps

Colorbond Fascia and Gutter

Concrete slab to front Porch including ceramic tiles over (\$25m2 tile allowance)

Brickwork above Garage doors

ALFRESCO

Concrete to the Outdoor Leisure Room incorporated with main house slab (selected designs - if applicable)

Outdoor Leisure Rooms to selected designs under the main roof with lined ceiling, set joints and decorative cornices (if applicable)

Tiling outdoor leisure room (if applicable)

GARAGE

Plasterboard lined interior to Garage

Auto garage door opener including 2No. transmitter Units and wall Switch

Sectional overhead Colorbond Garage Door

BASIX & HOT WATER

BASIX Assessment and fees

Upgrade of Ceiling Insulation to R3.5

Upgraded of Wall Insulation to R2.0

Whirlybird roof ventilator for better cooling and efficiency

Gas bayonet point to Living area

External Gas bayonet point

Rheem 6 Star rated gas instantaneous hot water system

Recess box for gas instantaneous hot water system

LANDSCAPING PACKAGE - INCLUDED**THE FINER POINTS ALL INCLUDED**

All Construction Liability Insurance

Home Owners Warranty Insurance

Professional Interior and Exterior house clean post construction completion

Professional Major Builder with Excellence in Customer Service Commitment*

25 Year Structural Guarantee



The WISDOM Difference

WHAT REALLY MATTERS

Experience the WISDOM reputation for Excellence. Receive a home built with design sensibility, quality construction and quality inclusions. Enjoy a memorable homebuilding journey where you receive complete transparency, regular communication and personalised service. Partner with a builder who stands apart for all the right reasons.



Quality Builds

25 year structural guarantee, multi award winning, hand-picked inclusion options



Transparent Complete Pricing

Full turn key solutions including homes, pools and landscaping



Canvas Quarter

State of the art design and selections centre. Your complete one stop shop and new home destination choice.



Personalised Service and After Sales Care

Maintenance period 24/7h hotline for home emergencies - for your added assurance



Design Matters

100+ stunning designs to choose from



Sumitomo Partnership

Strength through global network building 20,000+ homes annually



Welcome to the neighbourhood!

Project location

Lot 601 Dransfield Drive,
Oran Park, NSW 2570

Sales office

11 O'Keefe Drive,
Oran Park, NSW 2570



Head Office

17-19 Central Hills Drive, Gregory Hills NSW 2557

Phone 1300 855 775

www.wisdomhomes.com.au

