



TAUBMANS®

EXTERIOR *colours*



THE HOME
central

ADD

textures

Whether your home is **modern, traditional** or of a unique **individual style**, the exterior of your home sets the **tone** of how people **feel** when they **see** your house for the first time. **Colour** plays a huge role in defining the **style of a house**, it gives a strong presence as it lifts from the ground or creates a **calming setting** as it harmonises with the surrounding landscape.

The **four selected** colour schemes in this card provides you with a guide on how to apply different colours to your exterior for a **neutral scheme** of blending colours right up to an **impact** scheme. Use the schemes provided as a base to play around with and **contrast with colour**, to inject a different look to your exterior.




The walls of your home become a *natural canvas* for **features** such as plants.



SUBTLEcontrast

Not every exterior scheme needs to be bold and make a statement but it needs to **work** with the **style** of the home. Look at the combinations of **subtle contrasts** in your guttering, doors and even garages that will form **layers of colour** and **highlight** certain **architectural features** to the exterior-scape.

Once you have decided on the colours of your scheme, it will help you decide on other areas such as the colour of your roofing, driveway and even the plants you select in **landscaping**.





Alpine Snow

Grey Castle


Viking Grey

ARCHITECTURALLY *designed*


Strong lines in a building's envelope lets you create a **dramatic colour** scheme to match.

MAKE A *statement*

Contrast in your walls and trims will **highlight angles** and **features** that you want to be the **focus** of your exterior.




Going Grey




Pins and Needles




Grey Castle



Dapple Grey



Shades of Evening



Murry Grey




Clear Brook



Grey Wolf



Viking Grey




Cannon Ball




Sealord




Trendy




Brilliant White




Cable Ash




Metal Glow



Alpine Snow



Silver Blonde



Salinger

Matches to Colorbond® Colours



Windspray®



Shale Grey™



Surfist®

Abstract

Cookie Jar

Phantom Hue

CEMENT *rendered*

Rendered walls present a **demanding street appeal**, be as subtle or **colourful** as you like.



CONTRASTING
tones

Create **subtle contrasts** to give **depth** to your exterior by using **similar colours** of the **same tone**.




Hi Ho Silver



Showroom



Taupe Stone



Adolescence




Ship Grey



Cookie Jar




Sierra Night




Phantom Hue




Leather Beige



Ornamental Pearl



Pebble Bay Quarter



Powdered Gold




Dark Heather




Quirky




Star Anise



Grey Academy



Charcoal Heather




Abstract

Matches to Colorbond® Colours



Ironstone®



Loft®



Dune®



Thundercloud

Secret White

Pinwheel

CLASSIC *style*


Bricks and timber work well **together** when taking **inspiration** from **natures surrounds**.

NATURE'S *influence*


Use the **surrounding gardens** for inspiration, and **bring colour** into your **garden** through the steps, retaining walls and letterbox.




colour edge of steps to match fascia



Secret White



Martini




Button Up



Sandy Beige



Pebble Bay



Silver Anniversary



Pinwheel



Beige Ash



Marble Bench



Crocodile Tears



Soft Metallic




Thundercloud



Kentia Palm



Green Swirl



Blue Blood



Almaz



English Pine



Midnight Hour


Matches to Colorbond® Colours



Bushland®



Pale Eucalypt®



Woodland Grey®




THE *weatherboard*

The **romance** of a weatherboard exterior **comes alive** with deep Neutral and Crisp White trims.



CLASSIC
neutrals

Contrast **neutral** colour schemes with a **bold coloured** door to create an **impact** and make a point of **difference**.



Sublime



Old School



Burma Buff




Sand and Sage



Mount Bartle



Iced Tea




Braidwood




Poinciana Red†



Rusty Rail†




Cotton Ball



Arctic Cotton



Palomino Mane



Belgian Chocolate




Mountain Wine




Poppy Pods

† Tinted undercoat required for optimum results



Taupe Basket




Fawn Rose



Vanilla Brandy

Matches to Colorbond® Colours



Jasper®



Paperbark®



Sandbank®

One of the oldest paint brands in the market, Taubmans has been painting Australian homes for over 110 years. Back in the early 1900's, George Taubman built the company on a foundation of technical superiority. In 2007 PPG Industries acquired the Taubmans brand which has grown to become a major player in the Australian Architectural Coatings Market. It is responsible for launching innovative consumer paint brands such as Taubmans Endure with Nanoguard™ and Easycoat with Microban®. Taubmans is committed to applying technology and innovation to help consumers look after their most valuable asset, their home.

Taubmans has **partnered** with Interior Designer and Television Presenter, **Shayna Blaze** to help you find the **perfect colour** that will transform your home today. As a designer and artist, Shayna is passionate about **colour and how it can transform a home.**

"I want to inspire Australians to embrace, not fear colour as it not only creates a visual change but evokes a mood you can definitely feel."

Shayna Blaze
Taubmans Brand Ambassador
Award Winning Interior Designer & TV Presenter



Get the colour right the first time. It takes years of learning and **experimenting with colour** to get it right but it's our aim to help you **choose the right colour.**

Buy a **Taubmans Sample Pot** and explore the **possibilities of using colour** in your home.

TAUBMANS
customer care

131 686
www.taubmans.com.au

PPG Architectural Coatings
9 Birmingham Avenue
Villawood NSW 2163

Colours shown are as close as possible to actual paint colours.
Due to limitations of the printing process, photographic and printed images may not represent the true colour. Please obtain a Taubmans sample pot for colour accuracy.

Date: 01/13